

Senba Senba Optical & Electric Co.,Ltd

Approval Specification

Description:

- ✧ **Commodity:** Round Ø5
- ✧ **Device Number:** SB-LA50864bW2C-3B/340
- ✧ **Approval Date:** _____

Dice Material:GaALAs/GaAs

PREPARED BY	CHECKED BY	APPROVED BY	CUSTOMER APPROVED SIGNATURES
<u>Shuyan Guo</u>	Hongjun Wang	Haigen Guo	

Add:Building 4,Huawan Industrial Zone,BaoAn District,Shenzhen,China

Tel: 0755-2789 3586 2789 3596 Fax: 0755-2789 5396

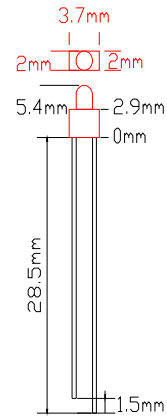
● **特点 (Features):**

1. 芯片材料 (Chip material): GaALAs/GaAs
2. 发光颜色 (Emitted color): WHITE
3. 透镜外表 (Lens Appearance): Water Clear
4. 低耗能 (Low power consumption)
5. 高效率 (High efficiency.)
6. 低电流 (Low current requirement).

● **应用 (Applications):**

1. 背光源 (Backlight)
2. 交通灯 (Traffic Lights)
3. 灯饰 (Lights)
4. 显示屏 (Display Screen)
5. 其它消费类电子产品 (Other Electric Products)

● **Package dimensions:**



Notes:

1. All dimensions are in millimeters (inches).
2. Tolerance is $\pm 0.25\text{mm}$ (0.01") unless otherwise specified.
3. Lead spacing is measured where the leads emerge from the package.
4. Specifications are subject to change without notice.

● **最大額定 (Absolute Maximum Ratings) ... (Ta=25°C)**

Parameter	Symbol	Rating	Unit
功率消耗 (Power Dissipation)	Pd	60	mW
顺向电流 (Forward Current)	I _F	20	mA
峰值电流 (Peak Forward Current* ¹)	I _{FP}	30	mA
逆向电压 (Reverse Voltage)	V _R	5	V
操作温度 (Operating Temperature)	Topr	-40°C~80°C	
保存温度 (Storage Temperature)	Tstg	-40°C~85°C	
焊接温度 (Soldering Temperature)	Tsol	260°C (for 5 seconds)	
焊接距离 (Soldering Distance)		>5	MM

*¹Condition for I_{FP} is pulse of 1/10 duty and 0.1msec width.

● **Electrical and optical characteristics(Ta=25°C)**

Parameter	Symbol	Condition	Min.	Typ.	Max.	Unit
Forward Voltage	V_F	$I_F=20mA$	3.0	3.4	2.3	V
Luminous Intensity	I_v	$I_F=20mA$	13000	14000	15000	mcd
Reverse Current	I_R	$V_R=5V$	-		10	μA
Peak Wave Length	λ_p	$I_F=20mA$				nm
Dominant Wave Length	λ_d	$I_F=20mA$				nm
Spectral Line Half-width	$\Delta \lambda$	$I_F=20mA$	-			nm
Viewing Angle	$2\theta_{1/2}$	$I_F=20mA$	-	15	-	deg

● **typical Electro-Optical Characteristics Curves**

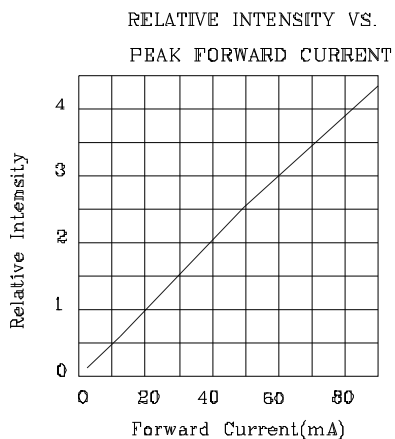
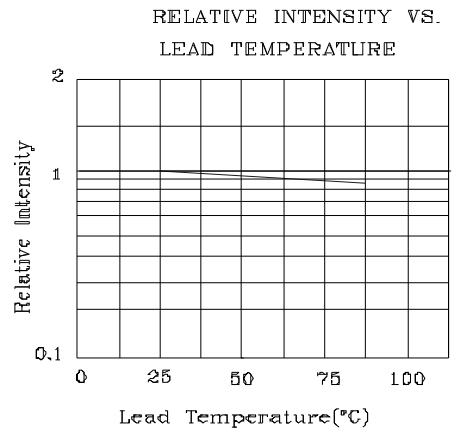
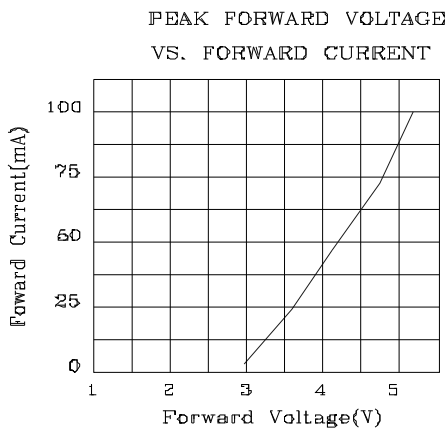
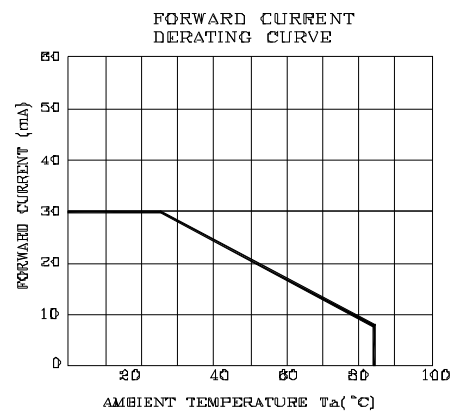
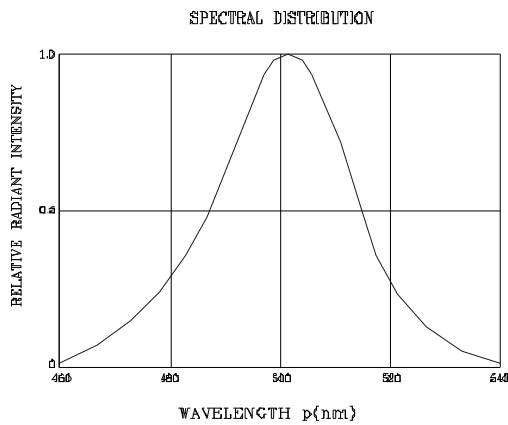


Fig.6 Radiation diagram

